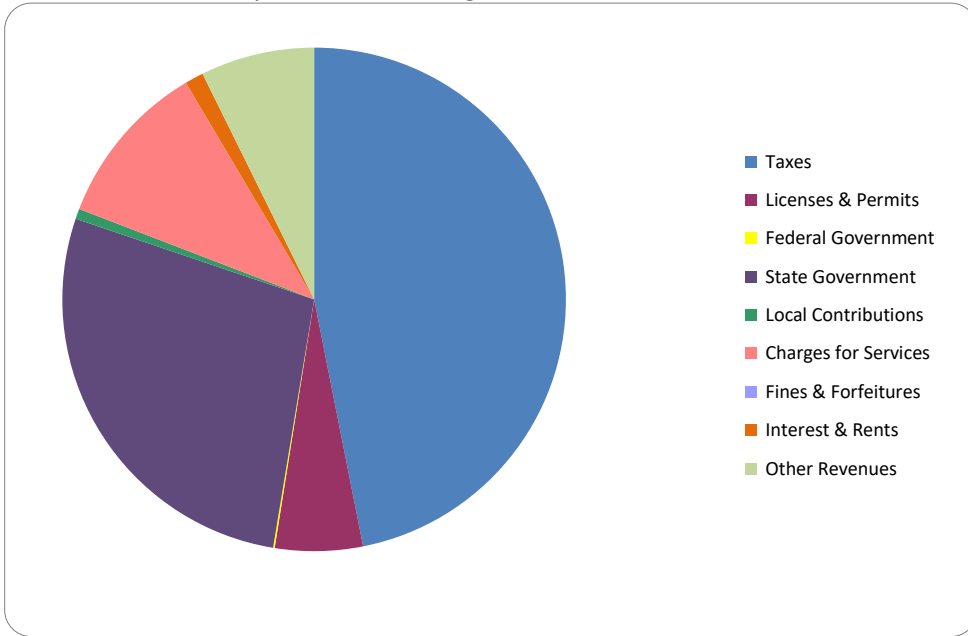


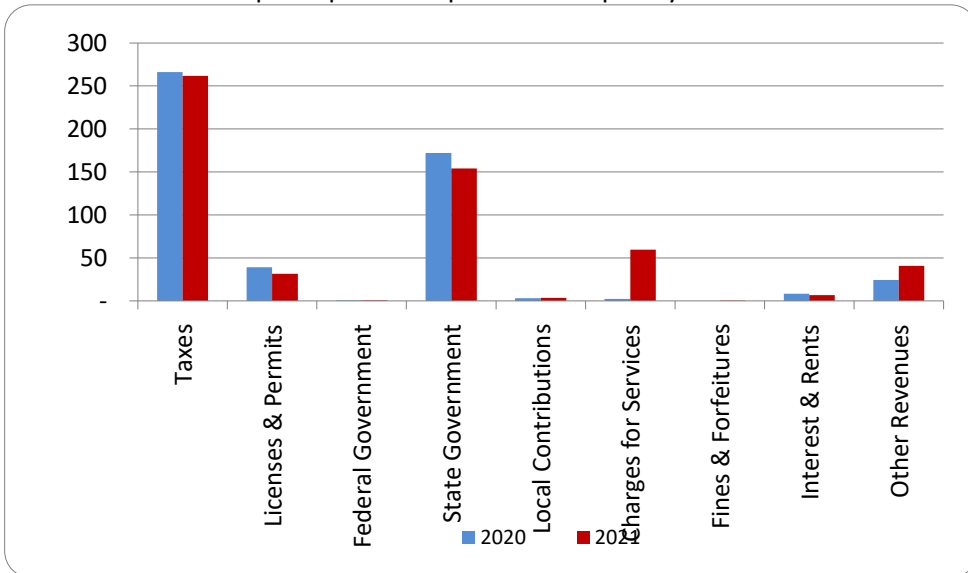
1. Where our money comes from (all governmental funds)



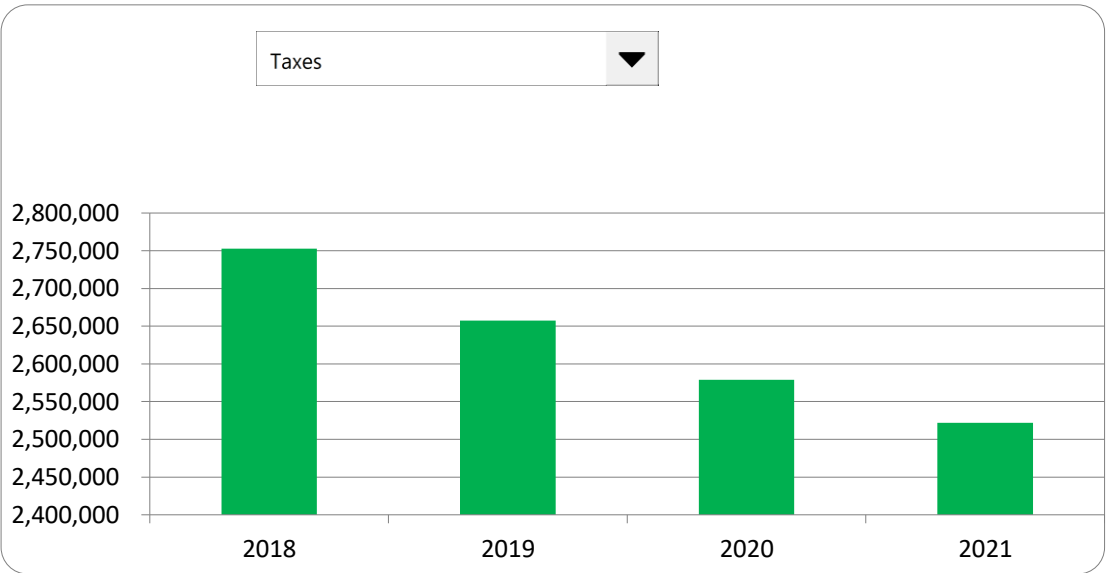
2. Compared to the prior year

	<u>2020</u>	<u>2021</u>	<u>% change</u>
Taxes	\$ 2,578,915	\$ 2,521,921	-2.21%
Licenses & Permits	378,808	302,590	-20.12%
Federal Government	6,560	5,530	-15.70%
State Government	1,668,293	1,483,658	-11.07%
Local Contributions	28,356	35,128	23.88%
Charges for Services	22,464	572,447	2448.29%
Fines & Forfeitures	-	300	N/A
Interest & Rents	79,059	64,395	-18.55%
Other Revenues	233,798	393,303	68.22%
Total Revenues	\$ 4,996,253	\$ 5,379,272	7.67%

3. Revenue sources per capita - compared to the prior year



4. Historical trends of individual sources



Commentary:

For more information on our unit's finances, contact Terri Close, Supervisor at 989-893-7541.